

4

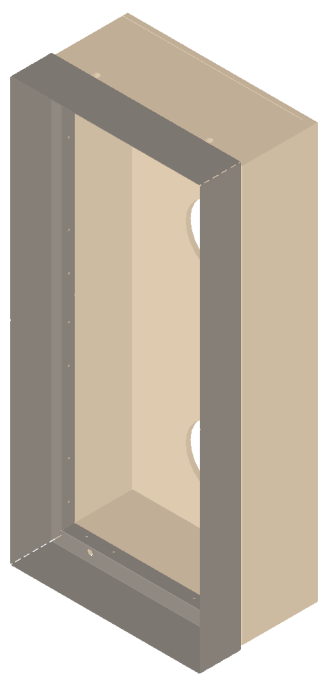
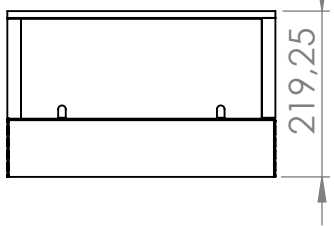
3

2

1

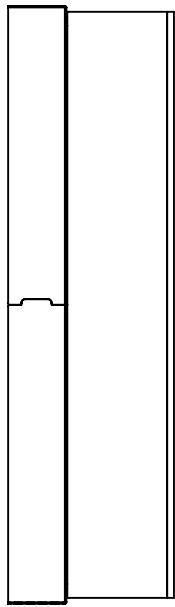
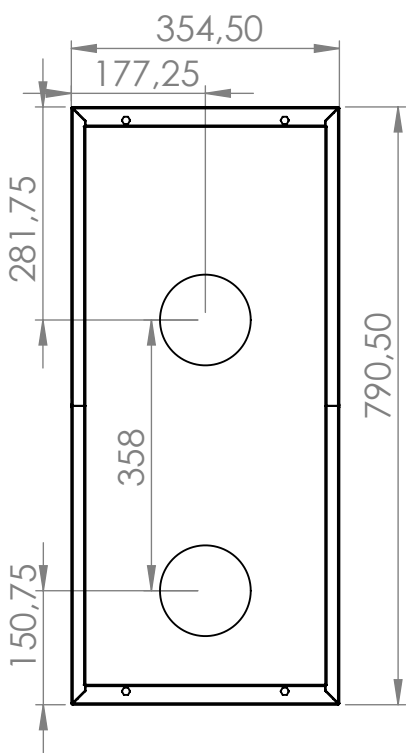
F

F



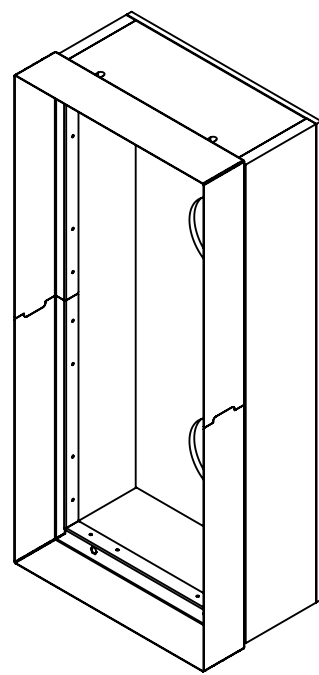
E

E



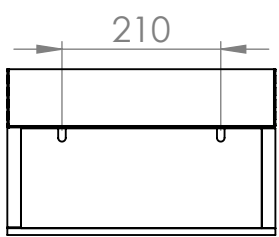
D

D



C

C



B

B

UNLESS OTHERWISE SPECIFIED:
DIMENSIONS ARE IN MILLIMETERS
SURFACE FINISH:
TOLERANCES:
LINEAR:
ANGULAR:

FINISH:

DEBURR AND
BREAK SHARP
EDGES

DO NOT SCALE DRAWING

REVISION

	NAME	SIGNATURE	DATE
DRAWN			
CHK'D			
APPV'D			
MFG			
Q.A			

TITLE: 20250515
Technical_Drawing_Dimensions_C
ompac_ITW_mounting_frame

MATERIAL:

DWG NO.

A4

WEIGHT:

SCALE:1:10

SHEET 1 OF 1

4

3

2

1

A

A